

24' x 60' Calving Barn w/ Continuous Fencing		
DESCRIPTION	PART NUMBER	QTY
12' Victory 2" Gates	SS1250STKLH	2
Calving Pen Care Center	S15503HD	1
Fencing - 10' Panel	S179389BRN	1
Fencing - 20' Panels	S179391BRN	5
12' Victory Walk-Thru Gate	S227881PG	4
10' Range Tough 2" Panels	SS10RTBG6	4
24' x 60' Pony Wall ProTec Building	SHS24060	1
Misc Hardware	-	1



24' x 60' Calving Barn w/ Added Feed Bunk Option		
DESCRIPTION	PART NUMBER	QTY
12' Victory 2" Gate	SS1250STKLH	2
Calving Pen Care Center	S15503HD	1
Fencing - 10' Panel	S179389BRN	1
Fencing - 20' Panels	S179391BRN	2
12' Victory Walk-Thru Gate	S227881PG	4
10' Range Tough 2" Panels	SS10RTBG6	4
24' x 60' Pony Wall ProTec Building	SHS24060	1
10' Z-Bar Feeder Panels	S227878	6
5' Bunk Feeders	S173953	10
Misc Hardware	-	1

30' x 60' Calving Barn w/ Continuous Fencing		
DESCRIPTION	PART NUMBER	QTY
18' Victory 2" Gates	SS1850STKLH	2
Calving Pen Care Center	S15503HD	1
Fencing - 10' Panel	S179389BRN	1
Fencing - 20' Panels	S179391BRN	5
12' Victory Walk-Thru Gates	S227881PG	4
10' Range Tough 2" Panels	SS10RTBG6	4
30' x 60' Pony Wall ProTec Building	SHS30060	1
Misc Hardware	-	1

30' x 60' Calving Barn w/ Added Feed Bunk Option		
DESCRIPTION	PART NUMBER	QTY
18' Victory 2" Gates	SS1850STKLH	2
Calving Pen Care Center	S15503HD	1
Fencing - 10' Panel	S179389BRN	1
Fencing - 20' Panels	S179391BRN	2
12' Victory Walk-Thru Gates	S227881PG	4
10' Range Tough 2" Panels	SS10RTBG6	4
30' x 60' Pony Wall ProTec Building	SHS30060	1
10' Z-Bar Feeder Panels	S227878	6
5' Bunk Feeders	S173953	10
Misc Hardware	-	1

36' x 100' Calving Barn w/ Working Equipment		
DESCRIPTION	PART NUMBER	QTY
36' x 100' Pony Wall ProTec Building	SPT36P100	1
Calving Pen Care Center	S15503HD	1
Fencing - 20' Panels	S179391BRN	9
Fencing - 10' Panel	S179389BRN	1
12' Victory Walk-Thru Gates	S227881PG	7
12' Range Tough 2" Panels	SS12RTBG6	8
12' Victory 2" Gate	SS1250STKLH	1
14' Heavy Duty Range Tough Panels	S191455	2
12' Range Tough Panel	SS1272RT	1
14' Victory 2" Tall Gates	S164029	2
18 Victory 2" Gates	SS1850STKLH	2
Cornerless Crowding Tub	S198846	1
Sliding Alley Gate	S231014	1
Adjustable Alley	S191530	1
Squeeze Chute, Manual Head Gate	S191440MLHPG	1
Misc Hardware	-	1

36' x 100' Calving Barn w/out Working Equipment		
DESCRIPTION	PART NUMBER	QTY
36' x 100' Pony Wall ProTec Building	SPT36P100	1
Calving Pen Care Center	S15503HD	1
Fencing - 20' Panels	S179391BRN	9
Fencing - 10' Panel	S179389BRN	1
12' Victory Walk-Thru Gates	S227881PG	7
12' Range Tough 2" Panels	SS12RTBG6	8
12' Victory 2" Gate	SS1250STKLH	1
18 Victory 2" Gates	SS1850STKLH	2
Misc Hardware	-	1



2" HEAVY DUTY GATE



16 GAUGE | 5 BARS | 48 INCHES HIGH

2" HEAVY DUTY	LENGTH	WEIGHT
SHQGTHD04	4'	43 lbs.
SHQGTHD06	6'	57 lbs.
SHQGTHD08	8'	74 lbs.
SHQGTHD10	10'	87 lbs.
SHQGTHD12	12'	100 lbs.
SHQGTHD14	14'	117 lbs.
SHQGTHD16	16'	131 lbs.
SHQGTHD18	18'	144 lbs.
SHQGTHD20	20'	161 lbs.

SUGGESTED APPLICATIONS:

- Confinement of Cows, Calves and Yearlings.
- Pastures
- Driveways
- Stallions and Mares

2" CATTLEMAN'S GATE



16 GAUGE | 6 BARS | 52 INCHES HIGH

2" CATTLEMAN'S	LENGTH	WEIGHT
SHQGTCM08	8'	86 lbs.
SHQGTCM10	10'	114 lbs.
SHQGTCM12	12'	121 lbs.
SHQGTCM14	14'	139 lbs.
SHQGTCM08	16'	157 lbs.

SUGGESTED APPLICATIONS:

- Bull Pens
- Heavy Confinement
- Feed Lots
- Sale Barns
- Calving Barns

2" SUPER SIX GATE



16 GAUGE | 6 BARS | 59 INCHES HIGH

2" SUPER SIX	LENGTH	WEIGHT
SHQGTSS08	8'	102 lbs.
SHQGTSS10	10'	127 lbs.
SHQGTSS12	12'	148 lbs.
SHQGTSS14	14'	169 lbs.
SHQGTSS16	16'	193 lbs.

* Hinges sold separately.

SUGGESTED APPLICATIONS:

- Rodeo Arenas
- Bison Pens
- Elk Pens
- Bull Pens
- Stallion Pens
- Crowding Areas
- Heavy Confinement

VICTORY GATES

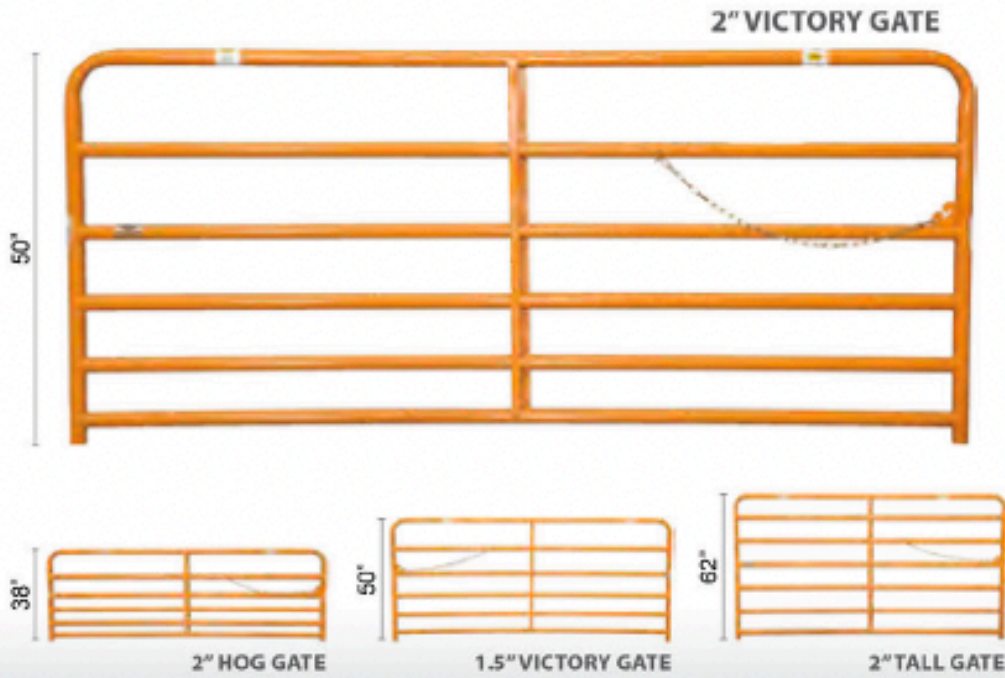
With heavy-duty Z-bar vertical braces, Victory gates are our heaviest and most durable line. Rounded tops and prairie gold powder coating make this one of our most popular livestock products and a must have on your farm or ranch.

VICTORY	GAUGE	LENGTHS	HEIGHT	BARs
2" Victory Gate	16	4' - 20'	50"	6
1.5" Victory Gate	16	4' - 18'	50"	6
2" Hog Gate	16	4' - 20'	38"	6
2" Tall Gate	16	4' - 18'	62"	7

Color: Prairie Gold

Corners: Round Tops

NOTE: Sioux Steel Victory Gates are sold less hinges. Order hinges separately. All specifications are subject to change or improvement without notice. Actual gate lengths are 5" shorter than stated lengths.



LIFETIME WARRANTIES ARE STANDARD ON 2" VICTORY GATES & 2" VICTORY TALL GATES.

If a gate is ever damaged so that it cannot be used for its intended purpose, we will repair or replace at no charge.

Please See Additional Details On Page 6.

16 GAUGE

HIGH QUALITY MATERIALS

Made from 16 gauge, 58,000 psi, high-tensile structural steel tubing. Premium powder coat paint.



MITERED JOINTS

Mitered and arc welded. Every tube is cut and tailored for a perfectly fitted connection before it's given a permanent, 360° weld.



Z-BAR VERTICAL BEAM

One piece formed and punched to support crossbars. All steel parts become one, unbroken piece. (except 4' & 6' gates)

58,000 PSI

58,000 PSI

Sioux gates are made of high-tensile, 58,000 PSI structural steel tubing. (Does not include 1.5" Victory gates)



PATENTED T-SLOT LATCH & CHAIN

Slotted latch is easy to lock and unlock, but requires twisting action to open, so it's stock proof. Can be padlocked if needed. Chain is 29 links, 3 ft. long - wraps around railroad ties.



DURABLE POWDER COATING

All Sioux Steel gates feature a powder coated finish in which premium paint is baked at high temperatures onto the metal of the gate, thus insuring a long-lasting protective barrier against the elements.